

















University of North Carolina Wilmington
Spring 2009 Annual Progress Measures
Dashboard

Student-faculty ratio		Faculty salaries	
Student-staff ratio		Research expenditures	
Diversity		International students	
Minority grad. rate		Study abroad	
Retention rate		Endowment	
4-yr graduation rate		Merit scholarship \$	
6-yr graduation rate		Merit scholarship #	
Campus housing		Alumni giving	

"Right" direction
 Unchanged
 "Wrong" direction

Changes from 2008 to 2009

Student-faculty ratio improved from 16.7 – 1 to 15.8 – 1
 Student-staff ratio improved from 9.6 – 1 to 9.4 – 1
 Percentage of minority students rose from 10.8% to 11.0%
 Composite minority six-year graduation rate decreased from 62.0% to 57.5%
 Freshman retention rate rose from 84.5% to 85.4%
 Four-year graduation rate increased from 44.3% to 44.5%
 Six year graduation rate increased from 64.8% to 67.3%
 Percentage of undergraduates housed on campus remained unchanged at 32%
 Average faculty salary increased from \$68215 to \$70017
 Research expenditures increased from \$17.1 million to \$20.1 million
 International students rose from 201 to 241
 Students studying abroad increased from 468 to 522
 Calendar-year-end endowment decreased from \$55.4 million to \$47.1 million
 Total merit awards from endowment increased from \$947,410 to \$965,203
 Undergraduates receiving merit awards decreased from 429 to 372
 Alumni giving rate declined from 13.0% to 10.2%